

**CITY OF DODGEVILLE  
RESOLUTION 2023-19  
APPROVING THE 2024 CITY BUDGET AND SETTING TAX LEVY**


**WHEREAS**, the Mayor, Common Council and Clerk/Treasurer having met and formulated a proposed budget for the year 2024, and

**WHEREAS**, due notice of a public hearing and a copy of the summary of such proposed budget has been published according to law.

**NOW THEREFORE BE IT RESOLVED:**

1. That there be and there is hereby appropriated out of the receipts of the City of Dodgeville for the year 2024, including monies from the general property tax levy, to the various funds and purposes set up in the attached budget, the amounts as stated therein.
2. That there is hereby levied a tax of \$3,532,322 upon all taxable property within the City of Dodgeville as returned by the assessor for the year 2023 for the uses and purposes set forth in said budget.
3. That the Clerk/Treasurer be and is hereby authorized and directed to spread said tax upon the current tax roll of the City of Dodgeville together with all special charges and assessments and delinquent utility bills.
4. That the City Clerk/Treasurer be authorized and directed to enter in a single column of the tax roll the aggregate amount of tax against the parcel or tract of land or personal property and that each receipt shall show the rate of state, county, school and local taxes.

Dated this 21st of November, 2023.

  
\_\_\_\_\_  
Todd D. Novak, Mayor

ATTEST:  
  
\_\_\_\_\_  
Lauree Aulik, Clerk/Treasurer



**City of Dodgeville | 2024 Budget Document  
(as Required by Section 65.90(3))  
General Fund**

The City of Dodgeville's detail budget summary is available for public inspection at the City Hall, 100 East Fountain Street from 8:00 a.m. to 4:30 p.m., Monday - Friday.

The public hearing on the 2024 budget will be held at 5:30 p.m., November 21, 2023.

The following is the general fund proposed budget for 2024:

	2023 BUDGET	2023 9 MONTH ACTUAL	2023 ESTIMATED	2024 BUDGET	PERCENTAGE CHANGE INCREASE (DECREASE)
<b>REVENUES</b>					
TAXES (OTHER THAN PROPERTY TAXES)	\$ 83,500	\$ 75,477	\$ 98,500	\$ 98,500	17.96%
INTERGOVERNMENTAL	945,531	708,309	1,071,399	1,236,192	30.74%
LICENSES AND PERMITS	92,571	104,017	120,601	131,396	41.94%
FINES AND FORFEITURES	20,500	15,685	20,773	20,500	0.00%
PUBLIC CHARGES FOR SERVICES	454,399	388,601	461,400	497,939	9.58%
INTERGOVERNMENTAL CHARGES FOR SERVICE	509,000	492,569	503,439	555,440	9.12%
INVESTMENT INCOME	21,000	99,057	120,000	170,000	709.52%
MISCELLANEOUS	500,592	34,967	48,936	171,500	-65.74%
OTHER FINANCING SOURCES	203,000	-	203,000	203,000	0.00%
<b>TOTAL REVENUES</b>	<b>2,830,093</b>	<b>1,918,682</b>	<b>2,648,048</b>	<b>3,084,467</b>	<b>8.99%</b>
<b>EXPENDITURES</b>					
GENERAL GOVERNMENT	1,085,298	526,604	669,810	753,453	-30.58%
PUBLIC SAFETY	2,475,688	1,759,972	2,397,291	2,820,864	13.94%
PUBLIC WORKS	738,750	529,505	688,430	736,150	-0.35%
SANITATION	271,300	176,384	269,565	274,750	1.27%
HEALTH AND HUMAN SERVICES	104,700	82,865	101,750	110,250	5.30%
LEISURE ACTIVITIES	434,140	337,460	336,931	428,400	-1.32%
CONSERVATION AND DEVELOPMENT	78,150	142,032	226,849	126,388	61.72%
CAPITAL OUTLAY	121,372	7,093	25,972	69,000	-43.15%
OTHER FINANCING USES	-	-	-	269,344	
<b>TOTAL EXPENDITURES</b>	<b>5,309,398</b>	<b>3,561,915</b>	<b>4,716,598</b>	<b>5,588,599</b>	<b>5.26%</b>
<b>EXCESS (DEFICIENCY) OF REVENUES OVER EXPENDITURES</b>	<b>(2,479,305)</b>	<b>(1,643,233)</b>	<b>(2,068,550)</b>	<b>(2,504,132)</b>	
<b>LOCAL PROPERTY TAXES</b>	<b>2,428,805</b>	<b>2,428,805</b>	<b>2,428,805</b>	<b>2,234,788</b>	<b>-7.99%</b>
<b>NET SURPLUS (DEFICIT)</b>	<b>(50,500)</b>	<b>785,572</b>	<b>360,255</b>	<b>(269,344)</b>	
FUND BALANCE - BEGINNING OF YEAR	3,183,640	3,183,640	3,183,640	3,543,895	
FUND BALANCE - END OF YEAR	\$ 3,133,140	\$ 3,969,212	\$ 3,543,895	\$ 3,274,551	



**City of Dodgeville | 2024 Budget Document  
(as Required by Section 65.90(3))  
All Funds of the City**

Fund Number	Fund Name	Total Revenues	Total Expenditures	Excess (Deficit)	Balance January 1	Balance December 31	Property Tax Contribution
<b>Governmental Funds</b>							
100	<b>General Fund</b>	\$ 5,319,255	\$ 5,588,599	\$ (269,344)	\$ 3,543,895	\$ 3,274,551	\$ 2,234,788
<b>Special Revenue Funds</b>							
150	Library	534,590	534,590	-	51,162	51,162	421,039
<b>Debt Service</b>							
140	Debt Service	285,523	323,103	(37,580)	138,506	100,926	284,523
<b>Capital Project Funds</b>							
160	Capital Projects	941,316	1,141,316	(200,000)	1,765,523	1,565,523	591,972
161	ARPA	-	-	-	(125,528)	(125,528)	-
170	Affordable Housing	-	-	-	300,866	300,866	-
430	Tax Increment District #3	119,075	205,706	(86,631)	(372,683)	(459,314)	-
<b>Enterprise Funds</b>							
200	Water Utility	1,432,000	1,107,300	324,700	9,180,975	9,505,675	-
300	Sewer Utility	1,446,000	997,400	448,600	15,357,574	15,806,174	-
<b>TOTAL CITY BUDGET</b>		<b>\$ 10,077,759</b>	<b>\$ 9,898,014</b>	<b>\$ 179,745</b>	<b>\$ 29,840,290</b>	<b>\$ 30,020,035</b>	<b>\$ 3,532,322</b>

The City's property taxes are summarized as follows:

	Budget Year				Percentage Change Increase (Decrease)
	2021	2022	2023	2024	
General Fund	\$ 1,906,763	\$ 2,044,546	\$ 2,428,805	\$ 2,234,788	-7.99%
Library	304,586	333,620	365,751	421,039	15.12%
Debt Service	182,972	201,228	273,863	284,523	3.89%
Capital Projects	794,583	794,583	415,411	591,972	42.50%
<b>TOTAL</b>	<b>\$ 3,188,904</b>	<b>\$ 3,373,977</b>	<b>\$ 3,483,830</b>	<b>\$ 3,532,322</b>	<b>1.39%</b>
Assessed Tax Rate per Thousand	\$ 9.488	\$ 9.371	\$ 7.243	\$ 7.280	0.50%
Equalized Tax Rate per Thousand	\$ 7.802	\$ 7.666	\$ 6.831	\$ 6.880	0.71%

The City's outstanding general obligation debt at December 31, 2023 will be: \$ 3,662,705

NOTICE IS HEREBY GIVEN that the City Council will meet immediately following the completion of the Public Hearing for the purpose of acting on the proposed budget.

Dated this 2nd day of November, 2023

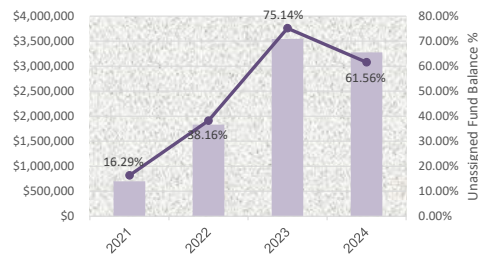
Lauree Aulik  
City Clerk-Treasurer

## City of Dodgeville 2024 Budget | General Fund

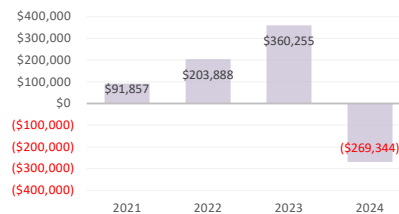
	2021 ACTUAL	2022 ACTUAL	2023 BUDGET	2023 9 MONTH ACTUAL	2023 ESTIMATED	2024 BUDGET	\$ Δ	% Δ
<b>REVENUE</b>								
Local property taxes	\$ 1,906,763	\$ 2,044,546	\$ 2,428,805	\$ 2,428,805	\$ 2,428,805	\$ 2,234,788	\$ (194,017)	-7.99%
Other taxes	93,862	108,727	83,500	75,477	98,500	98,500	15,000	17.96%
Special assessments	21,915	-	-	-	-	-	-	0.00%
Intergovernmental	951,820	1,400,467	945,531	708,309	1,071,399	1,236,192	290,661	30.74%
Licenses and permits	132,362	104,045	92,571	104,017	120,601	131,396	38,825	41.94%
Fines and forfeitures	22,820	359,071	20,500	15,685	20,773	20,500	-	0.00%
Public charges for services	428,125	506,707	454,399	388,601	461,400	497,939	43,540	9.58%
Intergovernmental charges for services	584,028	568,128	509,000	492,569	503,439	555,440	46,440	9.12%
Investment income	9,628	59,289	21,000	99,057	120,000	170,000	149,000	709.52%
Miscellaneous	389,334	116,891	500,592	34,967	48,936	171,500	(329,092)	-65.74%
Other financing sources	409,166	202,532	203,000	-	203,000	203,000	-	0.00%
<b>TOTAL REVENUE</b>	<b>4,949,823</b>	<b>5,470,403</b>	<b>5,258,898</b>	<b>4,347,487</b>	<b>5,076,853</b>	<b>5,319,255</b>	<b>60,357</b>	<b>1.15%</b>
<b>EXPENDITURES</b>								
General government	706,035	656,487	1,085,298	526,604	669,810	753,453	(331,845)	-30.58%
Public safety	1,933,248	2,033,702	2,475,688	1,759,972	2,397,291	2,820,864	345,176	13.94%
Public works	642,917	710,000	738,750	529,505	688,430	736,150	(2,600)	-0.35%
Sanitation	254,107	254,800	271,300	176,384	269,565	274,750	3,450	1.27%
Health and human services	92,659	97,994	104,700	82,865	101,750	110,250	5,550	5.30%
Leisure activities	350,311	358,211	434,140	337,460	336,931	428,400	(5,740)	-1.32%
Conservation and development	174,224	359,004	78,150	142,032	226,849	126,388	48,238	61.72%
Capital outlay	127,699	327,789	121,372	7,093	25,972	69,000	(52,372)	-43.15%
Transfers out	576,766	468,528	-	-	-	269,344	269,344	0.00%
<b>TOTAL EXPENDITURES</b>	<b>4,857,966</b>	<b>5,266,515</b>	<b>5,309,398</b>	<b>3,561,915</b>	<b>4,716,598</b>	<b>5,588,599</b>	<b>279,201</b>	<b>5.26%</b>
<b>SURPLUS / DEFICIT</b>	<b>91,857</b>	<b>203,888</b>	<b>(50,500)</b>	<b>785,572</b>	<b>360,255</b>	<b>(269,344)</b>	<b>(218,844)</b>	<b>433.35%</b>
<b>BEGINNING FUND BALANCE</b>	<b>2,887,895</b>	<b>2,979,752</b>	<b>3,183,640</b>	<b>3,183,640</b>	<b>3,183,640</b>	<b>3,543,895</b>		
<b>YEAR END BALANCE</b>	<b>\$ 2,979,752</b>	<b>\$ 3,183,640</b>	<b>\$ 3,133,140</b>	<b>\$ 3,969,212</b>	<b>\$ 3,543,895</b>	<b>\$ 3,274,551</b>		
<b>COMPONENTS OF FUND BALANCE</b>								
NONSPENDABLE	48,839	55,696	-	-	-	-		
RESTRICTED	223,176	374,475	-	-	-	-		
ASSIGNED	2,010,123	922,436	-	-	-	-		
UNASSIGNED	697,614	1,831,033	3,133,140		3,543,895	3,274,551		
<b>TOTAL FUND BALANCE</b>	<b>\$ 2,979,752</b>	<b>\$ 3,183,640</b>	<b>\$ 3,133,140</b>		<b>\$ 3,543,895</b>	<b>\$ 3,274,551</b>		
Unassigned fund balance as a % of expenditures (Policy = 25%)	16%	38%	59%		75%	62%		

## City of Dodgeville 2024 Budget | General Fund

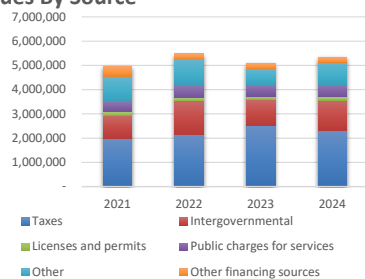
Unassigned Year End Fund Balance



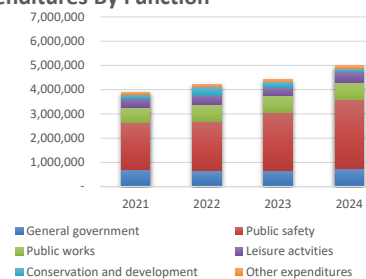
Fiscal Year Surplus / Deficit



Revenues By Source



Expenditures By Function



## City of Dodgeville 2024 Budget | Library

	2021 ACTUAL	2022 ACTUAL	2023 BUDGET	2023 9 MONTH ACTUAL	2023 ESTIMATED	2024 BUDGET	\$ Δ	% Δ
<b>REVENUE</b>								
Local property taxes	\$ 304,586	\$ 333,620	\$ 365,751	\$ 365,751	\$ 365,751	\$ 421,039	\$ 55,288	15.12%
Intergovernmental	99,935	90,602	104,034	104,284	104,034	111,551	7,517	7.23%
Fines and forfeitures	43	361	-	310	220	-	-	
Public charges for services	1,122	8,565	2,300	1,639	1,914	2,000	(300)	-13.04%
Investment income	35	37	-	-	-	-	-	
Miscellaneous	490	705	-	3,698	3,744	-	-	
<b>TOTAL REVENUE</b>	<b>406,211</b>	<b>433,890</b>	<b>472,085</b>	<b>475,682</b>	<b>475,663</b>	<b>534,590</b>	<b>62,505</b>	<b>13.24%</b>
<b>EXPENDITURES</b>								
Leisure activities	387,739	453,992	472,085	329,190	472,535	534,590	62,505	13.24%
<b>TOTAL EXPENDITURES</b>	<b>387,739</b>	<b>453,992</b>	<b>472,085</b>	<b>329,190</b>	<b>472,535</b>	<b>534,590</b>	<b>62,505</b>	<b>13.24%</b>
<b>SURPLUS / DEFICIT</b>	<b>18,472</b>	<b>(20,102)</b>	<b>-</b>	<b>146,492</b>	<b>3,128</b>	<b>-</b>	<b>-</b>	
<b>BEGINNING FUND BALANCE</b>	<b>49,664</b>	<b>68,136</b>	<b>48,034</b>	<b>48,034</b>	<b>48,034</b>	<b>51,162</b>		
<b>YEAR END BALANCE</b>	<b>\$ 68,136</b>	<b>\$ 48,034</b>	<b>\$ 48,034</b>	<b>\$ 194,526</b>	<b>\$ 51,162</b>	<b>\$ 51,162</b>		

## City of Dodgeville 2024 Budget | Capital Projects

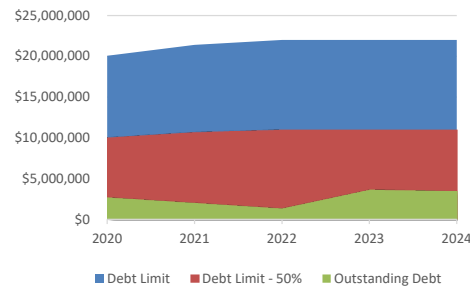
	2021 ACTUAL	2022 ACTUAL	2023 BUDGET	2023 9 MONTH ACTUAL	2023 ESTIMATED	2024 BUDGET	\$ Δ	% Δ
<b>REVENUE</b>								
Local property taxes	\$ 794,583	\$ 794,583	\$ 415,411	\$ 415,411	\$ 415,411	\$ 591,972	\$ 176,561	42.50%
Intergovernmental	25,000	-	-	-	-	-	-	
Investment income	1,902	7,637	2,000	53,753	60,000	70,000	68,000	3400.00%
Miscellaneous	-	-	7,000	-	-	10,000	3,000	42.86%
Other financing sources	576,766	1,068,528	1,400,000	1,961,898	1,139,544	269,344	(1,130,656)	-80.76%
<b>TOTAL REVENUE</b>	<b>1,398,251</b>	<b>1,870,748</b>	<b>1,824,411</b>	<b>2,431,062</b>	<b>1,614,955</b>	<b>941,316</b>	<b>(883,095)</b>	<b>-48.40%</b>
<b>EXPENDITURES</b>								
Capital outlay	1,241,217	1,692,320	2,128,000	2,345,792	2,213,833	1,125,000	(1,003,000)	-47.13%
Debt service								
Principal on long-term debt	28,479	29,746	31,106	22,271	31,106	16,159	(14,947)	-48.05%
Interest and fiscal charges	4,019	2,760	1,392	1,176	1,392	157	(1,235)	-88.72%
<b>TOTAL EXPENDITURES</b>	<b>1,273,715</b>	<b>1,724,826</b>	<b>2,160,498</b>	<b>2,369,239</b>	<b>2,246,331</b>	<b>1,141,316</b>	<b>(1,019,182)</b>	<b>-47.17%</b>
<b>SURPLUS / DEFICIT</b>	<b>124,536</b>	<b>145,922</b>	<b>(336,087)</b>	<b>61,823</b>	<b>(631,376)</b>	<b>(200,000)</b>	<b>136,087</b>	<b>-40.49%</b>
<b>BEGINNING FUND BALANCE</b>	<b>2,126,441</b>	<b>2,250,977</b>	<b>2,396,899</b>	<b>2,396,899</b>	<b>2,396,899</b>	<b>1,765,523</b>		
<b>YEAR END BALANCE</b>	<b>\$ 2,250,977</b>	<b>\$ 2,396,899</b>	<b>\$ 2,060,812</b>	<b>\$ 2,458,722</b>	<b>\$ 1,765,523</b>	<b>\$ 1,565,523</b>		

## City of Dodgeville 2024 Budget | Debt Service

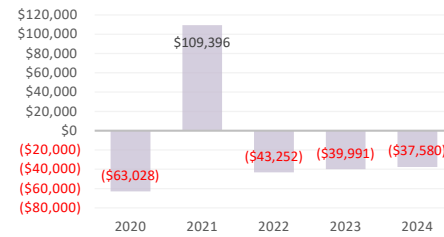
	2021 ACTUAL	2022 ACTUAL	2023 BUDGET	2023 9 MONTH ACTUAL	2023 ESTIMATED	2024 BUDGET	\$ Δ	% Δ
<b>REVENUE</b>								
Local property taxes	\$ 182,972	\$ 201,228	\$ 273,863	\$ 273,863	\$ 273,863	\$ 284,523	\$ 10,660	3.89%
Investment income	36	(62)	-	4,073	4,073	1,000	1,000	
Other financing sources	124,844	-	-	-	-	-	-	
<b>TOTAL REVENUE</b>	<b>307,852</b>	<b>201,166</b>	<b>273,863</b>	<b>277,936</b>	<b>277,936</b>	<b>285,523</b>	<b>11,660</b>	<b>4.26%</b>
<b>EXPENDITURES</b>								
Debt service								
Principal on long-term debt	174,964	221,324	275,901	226,337	275,901	277,426	1,525	0.55%
Interest and fiscal charges	23,492	23,094	42,026	16,461	42,026	45,677	3,651	8.69%
<b>TOTAL EXPENDITURES</b>	<b>198,456</b>	<b>244,418</b>	<b>317,927</b>	<b>242,798</b>	<b>317,927</b>	<b>323,103</b>	<b>5,176</b>	<b>1.63%</b>
<b>SURPLUS / DEFICIT</b>	<b>109,396</b>	<b>(43,252)</b>	<b>(44,064)</b>	<b>35,138</b>	<b>(39,991)</b>	<b>(37,580)</b>	<b>6,484</b>	<b>-14.71%</b>
<b>BEGINNING FUND BALANCE</b>	<b>112,353</b>	<b>221,749</b>	<b>178,497</b>	<b>178,497</b>	<b>178,497</b>	<b>138,506</b>		
<b>YEAR END BALANCE</b>	<b>\$ 221,749</b>	<b>\$ 178,497</b>	<b>\$ 134,433</b>	<b>\$ 213,635</b>	<b>\$ 138,506</b>	<b>\$ 100,926</b>		

## City of Dodgeville 2024 Budget | Debt Service

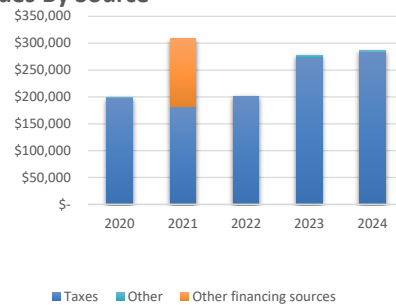
Debt Capacity



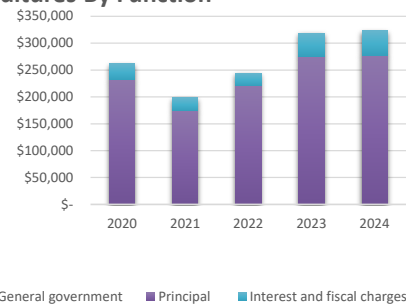
Fiscal Year Surplus / Deficit



Revenues By Source



Expenditures By Function



## City of Dodgeville 2024 Budget | Tax Increment District #3

	2021 ACTUAL	2022 ACTUAL	2023 BUDGET	2023 9 MONTH ACTUAL	2023 ESTIMATED	2024 BUDGET	\$ Δ	% Δ
<b>REVENUE</b>								
Tax Increment	-	1,401	24,556	24,556	24,556	119,075	94,519	384.91%
Investment income	185	934	1,100	-	-	-	(1,100)	-100.00%
Other financing sources	2,629,858	770,000	-	-	1,170,000	-	-	
<b>TOTAL REVENUE</b>	<b>2,630,043</b>	<b>772,335</b>	<b>25,656</b>	<b>24,556</b>	<b>1,194,556</b>	<b>119,075</b>	<b>93,419</b>	<b>364.12%</b>
<b>EXPENDITURES</b>								
General government	-	3,144	3,000	1,650	2,300	3,000	-	0.00%
Conservation and development	1,638,370	1,216,666	150	3,206	949,910	53,150	53,000	35333.33%
Debt service								
Principal on long-term debt	-	700,000	-	-	-	50,000	50,000	
Interest and fiscal charges	79,716	64,411	66,921	67,721	297,571	99,556	32,635	48.77%
<b>TOTAL EXPENDITURES</b>	<b>1,718,086</b>	<b>1,984,221</b>	<b>70,071</b>	<b>72,577</b>	<b>1,249,781</b>	<b>205,706</b>	<b>135,635</b>	<b>193.57%</b>
<b>SURPLUS / DEFICIT</b>	<b>911,957</b>	<b>(1,211,886)</b>	<b>(44,415)</b>	<b>(48,021)</b>	<b>(55,225)</b>	<b>(86,631)</b>	<b>(42,216)</b>	<b>95.05%</b>
<b>BEGINNING FUND BALANCE</b>	<b>(17,529)</b>	<b>894,428</b>	<b>(317,458)</b>	<b>(317,458)</b>	<b>(317,458)</b>	<b>(372,683)</b>		
<b>YEAR END BALANCE</b>	<b>\$ 894,428</b>	<b>\$ (317,458)</b>	<b>\$ (361,873)</b>	<b>\$ (365,479)</b>	<b>\$ (372,683)</b>	<b>\$ (459,314)</b>		



## City of Dodgeville 2024 Budget | Water Utility

	2021 ACTUAL	2022 ACTUAL	2023 BUDGET	2023 MONTH ACTUAL <sup>9</sup>	2023 ESTIMATED	2024 BUDGET	\$ Δ	% Δ
<b>OPERATING REVENUES</b>								
Public charges for services	\$ 1,091,814	\$ 1,100,213	\$ 1,095,000	\$ 869,891	\$ 1,113,000	\$ 1,430,000	\$ 335,000	30.59%
<b>TOTAL OPERATING REVENUES</b>	<b>1,091,814</b>	<b>1,100,213</b>	<b>1,095,000</b>	<b>869,891</b>	<b>1,113,000</b>	<b>1,430,000</b>	<b>335,000</b>	<b>30.59%</b>
<b>OPERATING EXPENSES</b>								
Operation and maintenance	562,848	562,394	569,000	381,378	509,750	639,200	70,200	12.34%
Depreciation	245,353	263,164	222,000	-	250,000	250,000	28,000	12.61%
Taxes	11,083	10,868	18,000	(186,081)	18,000	18,000	-	0.00%
<b>TOTAL OPERATING EXPENSES</b>	<b>819,284</b>	<b>836,426</b>	<b>809,000</b>	<b>195,297</b>	<b>777,750</b>	<b>907,200</b>	<b>98,200</b>	<b>12.14%</b>
<b>OPERATING INCOME (LOSS)</b>	<b>272,530</b>	<b>263,787</b>	<b>286,000</b>	<b>674,594</b>	<b>335,250</b>	<b>522,800</b>	<b>236,800</b>	<b>82.80%</b>
<b>NONOPERATING REVENUES (EXPENSES)</b>								
Investment income	128	2,403	500	(456)	125	2,000	1,500	300.00%
Interest and amortization expense	(4,423)	(2,917)	(3,500)	(1,234)	(2,000)	(3,100)	400	-11.43%
Miscellaneous	477,416	144,164	-	10,250	-	-	-	
<b>TOTAL NONOPERATING REVENUES (EXPENSES)</b>	<b>473,121</b>	<b>143,650</b>	<b>(3,000)</b>	<b>8,560</b>	<b>(1,875)</b>	<b>(1,100)</b>	<b>1,900</b>	<b>-63.33%</b>
<b>INCOME BEFORE CONTRIBUTIONS AND TRANSFERS</b>	<b>745,651</b>	<b>407,437</b>	<b>283,000</b>	<b>683,154</b>	<b>333,375</b>	<b>521,700</b>	<b>238,700</b>	
<b>CONTRIBUTIONS AND TRANSFERS</b>								
Transfers out	(202,518)	(189,626)	(197,000)	(197,000)	(197,000)	(197,000)	-	0.00%
<b>CHANGE IN NET POSITION</b>	<b>543,133</b>	<b>217,811</b>	<b>86,000</b>	<b>486,154</b>	<b>136,375</b>	<b>324,700</b>	<b>238,700</b>	<b>277.56%</b>
<b>BEGINNING FUND BALANCE</b>	<b>8,283,656</b>	<b>8,826,789</b>	<b>9,044,600</b>	<b>9,044,600</b>	<b>9,044,600</b>	<b>9,180,975</b>		
<b>YEAR END BALANCE</b>	<b>\$ 8,826,789</b>	<b>\$ 9,044,600</b>	<b>\$ 9,130,600</b>	<b>\$ 9,530,754</b>	<b>\$ 9,180,975</b>	<b>\$ 9,505,675</b>		

## City of Dodgeville 2024 Budget | Sewer Utility

	2021 ACTUAL	2022 ACTUAL	2023 BUDGET	2023 MONTH ACTUAL <sup>9</sup>	2023 ESTIMATED	2024 BUDGET	\$ Δ	% Δ
<b>OPERATING REVENUES</b>								
Public charges for services	\$ 1,295,499	\$ 1,295,662	\$ 1,304,000	\$ 988,084	\$ 1,252,000	\$ 1,301,000	\$ (3,000)	-0.23%
<b>TOTAL OPERATING REVENUES</b>	<b>1,295,499</b>	<b>1,295,662</b>	<b>1,304,000</b>	<b>988,084</b>	<b>1,252,000</b>	<b>1,301,000</b>	<b>(3,000)</b>	<b>-0.23%</b>
<b>OPERATING EXPENSES</b>								
Operation and maintenance	511,022	554,044	598,500	372,675	575,000	625,000	26,500	4.43%
Depreciation	302,245	309,895	295,000	-	300,000	310,000	15,000	5.08%
Taxes	12,644	13,886	13,000	9,476	13,000	14,000	1,000	7.69%
<b>TOTAL OPERATING EXPENSES</b>	<b>825,911</b>	<b>877,825</b>	<b>906,500</b>	<b>382,151</b>	<b>888,000</b>	<b>949,000</b>	<b>42,500</b>	<b>4.69%</b>
<b>OPERATING INCOME (LOSS)</b>	<b>469,588</b>	<b>417,837</b>	<b>397,500</b>	<b>605,933</b>	<b>364,000</b>	<b>352,000</b>	<b>(45,500)</b>	<b>-11.45%</b>
<b>NONOPERATING REVENUES (EXPENSES)</b>								
Investment income	691	9,518	2,000	1,488	5,000	5,000	3,000	150.00%
Interest and amortization expense	(53,533)	(50,193)	(47,520)	(24,476)	(47,350)	(48,400)	(880)	1.85%
<b>TOTAL NONOPERATING REVENUES (EXPENSES)</b>	<b>(52,842)</b>	<b>(40,675)</b>	<b>(45,520)</b>	<b>(22,988)</b>	<b>(42,350)</b>	<b>(43,400)</b>	<b>2,120</b>	<b>-4.66%</b>
<b>INCOME BEFORE CONTRIBUTIONS AND TRANSFERS</b>	<b>416,746</b>	<b>377,162</b>	<b>351,980</b>	<b>582,945</b>	<b>321,650</b>	<b>308,600</b>	<b>(43,380)</b>	
<b>CONTRIBUTIONS AND TRANSFERS</b>								
Capital contributions	224,366	137,446	225,000	-	140,000	140,000	(85,000)	-37.78%
<b>CHANGE IN NET POSITION</b>	<b>641,112</b>	<b>514,608</b>	<b>576,980</b>	<b>582,945</b>	<b>461,650</b>	<b>448,600</b>	<b>(128,380)</b>	<b>-22.25%</b>
<b>BEGINNING FUND BALANCE</b>	<b>13,740,204</b>	<b>14,381,316</b>	<b>14,895,924</b>	<b>14,895,924</b>	<b>14,895,924</b>	<b>15,357,574</b>		
<b>YEAR END BALANCE</b>	<b>\$ 14,381,316</b>	<b>\$ 14,895,924</b>	<b>\$ 15,472,904</b>	<b>\$ 15,478,869</b>	<b>\$ 15,357,574</b>	<b>\$ 15,806,174</b>		